



M.P.MADHYA KSHETRA VIDYUT VITARAN CO. LTD.

(Government of M.P.Undertaking)

Regd. Office : Nishtha Parisar, Bijlinagar, Govindpura, Bhopal-462023
☎ 0755-2602033-34, 2678325, 2678280-383-325, Fax No.2589821 Email _commercialczcl@gmail.com

Website :-portal.mpcz.in

CIN Number:U40109MP2002SGC015119

No. MD/MK/Com-I/F.No.43/ 1117


Bhopal, dated: 02.02.26

Circular

In view of the First Amendment to MPERC (Terms and Conditions for Determination of Tariff for Supply and Wheeling of Electricity and Method and Principles for Fixation of Charges) (1st Amendment) Regulation, 2021{ARG-35 (III) (i) of 2023}, the CGM (RM) MPPMCL, Jabalpur vide letter No. CGM (RM)/FPPAS/25-26/229 dtd.30.01.2026 has conveyed **Fuel & Power Purchase Adjustment Surcharges (FPPAS)** to be billed to consumers 1.58% on energy charges for one month commencing from 24th January, 2026.


Accordingly, FPPAS @ 1.58% is to be billed to the consumers on energy charge for one month commencing 24th January, 2026 on the energy charges uniformly to all retail supply consumers. The rate and amount of FPPAS charges shall be shown separately in the consumer bills.

Encl: As above.


Chief General Manager (Com)
O/o MD MPMKVVCL, Bhopal

Copy to:-

1. The Director (PDTC/Commercial/Technical), O/o MD, MPMKVVCL, Bhopal.
2. The CFO, O/o MD, MPMKVVCL, Bhopal for information and necessary action.
3. The Chief General Manager (UP/RP/W&P/HR&A/IT), O/o MD, MPMKVVCL, Bhopal for information.
4. The Chief General Manager (BR/GR), MPMKVVCL, Bhopal/Gwalior. For information and necessary action.
5. The Dy.CGM (HT Cell), MPMKVVCL, For information and necessary action.
6. The GM (O&M/City/Vigilance) MPMKVVCL, For information and necessary action.
7. The GM (IT), MPMKVVCL, Bhopal for information and necessary action.
8. The DGM (O&M/City/Vigilance) MPMKVVCL, Please arrange to circulate the instructions up to DC level for information and necessary action.
9. The Sr. Account Officer, MPMKVVCL for information and necessary action.
10. The Manager (NGB), MPMKVVCL, Bhopal
11. The Web Master, MPMKVVCL, Bhopal. Please upload it on the website.


Chief General Manager (Com)
O/o MD MPMKVVCL, Bhopal



M.P. POWER MANAGEMENT COMPANY LIMITED

CIN: U40109MP2006SGC018637 (A Government of MP Undertaking)
Regd. Office: Shakti Bhawan, Rampur Jabalpur Madhya Pradesh INDIA 482 008. Tel: 0761-2661111,
2660500, Fax: 0761 - 2661696, Website: www.mppmcl.com email: md@mppmcl.com

No. CGM (RM)/FPPAS/25-26/229

/Jabalpur/Dated 30/01/2026

To,

1. The Managing Director
M.P. Paschim KVV Co. Ltd.
G.P.H Compound, Polo Ground, Indore (M.P)
2. The Managing Director
M.P. Madhya KVV Co. Ltd.
Bijli Nagar Colony, Nishtha Parisar, Govindpura, Bhopal (M.P)
3. The Managing Director
M.P. Poorv KVV Co. Ltd.
Block No.7 Ground Floor, Shakti Bhawan, Jabalpur (M.P)

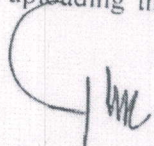
Sub: - Fuel & Power Purchase Adjustment Surcharge (FPPAS) for the Month of Jan-2026.

Ref:- First Amendment to MPERC (Terms and Conditions for Determination of Tariff for Supply and Wheeling of Electricity and Methods and Principles for Fixation of Charges) (1st Amendment) Regulation, 2021 {ARG-35(III) (i) of 2023}.

As per the Regulations cited above, the FPPAS for the month of Jan-2026 has been calculated as 1.58 %.

As directed, the calculated FPPAS of 1.58 % is to be billed to the consumers on energy charge for one month commencing 24th Jan-2026. To comply with provisions of the Regulations, a detailed calculation sheet is attached herein for your reference and uploading the same on the website of the company.

Encl.:- As above


Shailendra Saxena
Chief General Manager (RM)
MPPMCL JABALPUR

Copy to:-

- (1) OSD Energy, Deptt GoMP, Bhopal
- (2) The Secretary, MPERC, Metro Plaza, Bittan Market, Arera Colony, Bhopal
- (3) PS to MD.MPPMCL Jabalpur.
- (4) The Chief General Manager, Commercial (Conv.)/(Non-Conv.) MPPMCL
- (5) Chief Financial Officer, MPPMCL, Jabalpur
- (6) Director (Commercial) / CGM (Commercial) MPPoKVVCL/MPMaKVVCL/MPPaKVVCL.
Jabalpur/Bhopal/Indore-
A copy of FPPAS calculation sheet is enclosed for uploading on the Company's website.
- (7) The CGM (IT) MPPMCL, Jabalpur-
A copy of FPPAS calculation sheet is enclosed for uploading on the Company's website.

**Formula for Computation of Fuel and Power Purchase Adjustment Surcharge
as per the Regulations, 2021{ARG-35(III) (i) of 2021}**".

$$\text{Monthly FPPAS for } n^{\text{th}} \text{ Month (\%)} = \frac{(A-B) * C}{\{Z * (1 - \frac{\text{Distribution losses in \%}}{100})\} * ABR} * 100$$

Where,

- “Nth” - Month means the month in which billing of fuel and power purchase adjustment surcharge component is done. This fuel and power purchase adjustment surcharge is due to changes in tariff for the power supplied in (n – 2)th month;
- “A” - Total units procured from all sources (n – 2)th Month (in kWh) including Long-term, Medium-term and Short-term Power purchases (To be taken from the bills issued to Distribution Licensee);
- “B” - Bulk sale of power out of total units procured (as per A) in (n – 2)th Month (in kWh) = (to be taken from provisional accounts to be issued by State Load Dispatch Centre in each month);
- “C” - Incremental Average Power Purchase Cost in Rs./kWh=D-E
- “D” - Actual Average Power Purchase cost (PPC) for procurement of A-B units in (n – 2)th Month (Rs./kWh) (computed)
- “E” - Projected Average Power Purchase Cost (PPC) from all sources (Rs./kWh) (from Retail Supply Tariff Order of respective year).
- “Z” - = [{Actual Power purchased from all the sources outside the State in (n – 2)th Month (in kWh) * (1 – Inter-state transmission losses in % /100) + Actual Power purchased from all the sources within the State (in kWh)} * (1 – Intra-state losses in %/100) – B] in kWh
- “ABR” - = Average Billing Rate for the year (to be taken from the Tariff Order in ₹/kWh)
- “Distribution Loss (in %)” = Normative Distribution Losses as given in table under Regulation 26.1
- “Inter-state transmission Losses (in %)” = As per Tariff Order

Calculation of monthly fuel and power purchase adjustment surcharge and recovery of fuel and power purchase adjustment surcharge (separately for automatic and approved portions) for the month of Jan-2026.

FPPAS Computation as per the Formula Specified in First Amendment of MPERC MYT Regulations, 2021 dated 17th Feb 2023				
Sr.No.	Particulars	UoM	(N-2)th Month	Nov-25
			Nth month	Jan-26
1	Total Units procured in (n-2) month from all Sources	kWh	A	7,984,031,888
2	Bulk Sale of Power out of total units procured (As per A) in (n-2)th month Taken from provisional accounts issued by SLDC	kWh	B	337,273,573
3	Net units	kWh	A-B	7,646,758,316
4	Incremental Average Power Purchase Cost	Rs./kWh	C	0.09
5	Distribution Loss as per the Tariff Order	%		15.47
6	Z Factor			7,259,245,204
7	ABR as per the Tariff Order	Rs./kWh	ABR	7.14
8	Monthly FPPAS for the Month of Jan-26 (%)	%	$((A-B)*C)/((Z*(1-Dist.\%/100)*ABR))*100$	1.58
C				
	Incremental Average Power Purchase Cost	Rs./kWh	C=D-E	0.09
9	Actual Average Power Purchase Cost for procurement of A-B units in (n-2)th Month-Computed	Rs./kWh	D	3.75
10	Projected Average Power Purchase Cost from All sources -As per Tariff Order	Rs./kWh	E	3.66
D				
	Actual Average Power Purchase Cost (Rs/KWh)		$D = (\text{Cost of A} - \text{Income of B}) / (A-B)$	3.75
11	Actual Power Purchase Cost for procurement of A	Rs	a	30420734978
12	Income from Power Sale of B	Rs	b	1740791071
13	Incremental/Net Power Purchase Cost	Rs	(a-b)	28679943907
14	Power procurement Quantum as per A	Kwh	A	7984031888
15	Power Sale Quantum as per B	Kwh	B	337273573
16	Net Units (A-B)	Kwh	(A-B)	7646758316
17	ABR for the Year (Taken from Tariff Order for FY 26)	Rs./kWh		7.14
18	Inter-state Transmission Losses as per TO FY 26	%		3.62
Z				
19	Actual Power Purchased from all sources outside the State in (n-2)th Month	kWh	5	7,259,245,204
				5,080,952,071

**FPPAS Computation as per the Formula Specified in First Amendment of MPERC MYT Regulations, 2021
dated 17th Feb 2023**

Sr.No.	Particulars	UoM	(N-2)th Month	Nov-25
			Nth month	Jan-26
20	Inter-state Transmission Losses	%		
21	Power Purchased from all sources with in State	kWh	6	3.62
22	Intra-state Transmission Losses	%	7	2,903,079,817
23	Power Sale Quantum as per B	kWh	8	2.61
			B	337,273,573
	Distribution Loss as per the Tariff Order FY 26			
		%	Avg	
1	EZ	%		15.47
2	CZ	%		17.00
3	WZ	%		17.00
		%		13.00